




Public Address System
Wall Mount Speaker System WL311/312/313



WL311



WL312



WL313

OWNER'S MANUAL

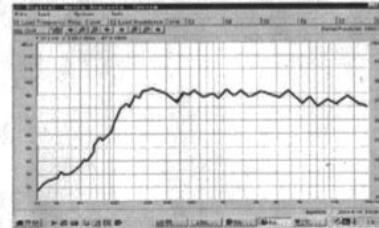
Thank you for purchasing PA speaker system of ABK series. All of ABK series products have been tested strictly before shipping. ABK series PA speaker system is widely used in hotel, trade building, supermarket, school, entertainment, etc. It's the most ideal choice of you! In order to facilitate installing, modulating and running please read this manual carefully before setup.

FEATURES:

- Voltage 70/100V, rated power 20/30/40W .Max. Sound Pressure Level 102/104/107±2dB, Effective Freq. Range 80/75/70Hz-20kHz;
- Weight 2.2/3/3.5kg, equipped with hanging holes for mounting convenient;
- Made of high quality engineering plastic, long-term durability, never out of shape and fade;
- Driver surround excellent damping, provided with high sensitivity 89/90/91±2dB, long life, sound clear and sonorousness.

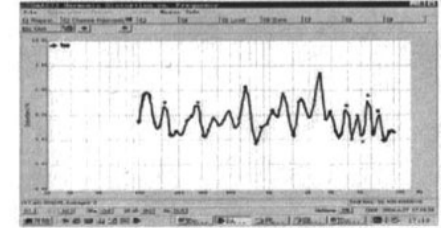
FREQ. RESPONSE

(dB SPL, 1W, 1m)

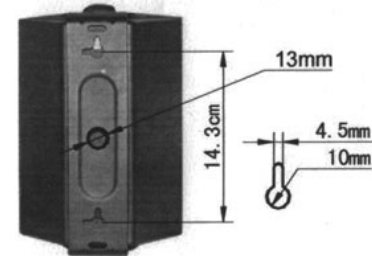


DISTORTION

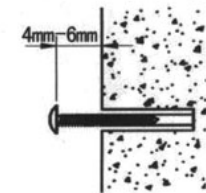
(THD<1.5% 1W, 1m, 200Hz-12kHz)



HANGING HOLE



NAIL FOR MOUNTING



INSTALLATION

1. Fit two Ø4mm nail on wall where needed install a speaker system as shown above.
2. Connect audio broadcasting wire to the terminals according to the table below.

Terminal	Power	Line voltage
	Red---Black	10/15/20W

Data in the table is for WL311/WL312/WL313respectively.

3. Position the speaker, then adjust the direction of it and examine whether it is steady.